


Qlispé snuwéwlštn




Kalispel I

Lessons 16-30

(rev October 2017)

Copyright Notice



The curriculum template used in the Kalispel I Curriculum Project is copyrighted by Christopher Parkin and continues to be the sole property of Christopher Parkin.

The curriculum template is licensed at no cost for non-commercial use by the Kalispel Tribe.

Curriculum Template © 2002-2015 Christopher Parkin

All Kalispel Salish Content © 2015 Kalispel Tribe of Indians

Qlispé snuwéwlštn

Table of Contents

Lessons 16-30

<i>Contents</i>	<i>Page</i>
<i>Lesson 16 (Classroom Objects)</i>	<i>4</i>
<i>Lesson 17 (Clothes 1)</i>	<i>10</i>
<i>Lesson 18 (Body parts 1)</i>	<i>16</i>
<i>Lesson 19 (Places in the city)</i>	<i>21</i>
<i>Lesson 20 (Days of the week)</i>	<i>28</i>
<i>Lesson 21 (Health and sickness)</i>	<i>35</i>
<i>Lesson 22 (Clothes 2)</i>	<i>41</i>
<i>Lesson 23 (Family 1)</i>	<i>48</i>
<i>Lesson 24 (Family 2)</i>	<i>54</i>
<i>Lesson 25 (Household items)</i>	<i>60</i>
<i>Lesson 26 (Animals 1)</i>	<i>68</i>
<i>Lesson 27 (Animals 2)</i>	<i>74</i>
<i>Lesson 28 (Family 3)</i>	<i>80</i>
<i>Lesson 29 (Past actions)</i>	<i>86</i>
<i>Lesson 30 (Powwow talk)</i>	<i>92</i>

Lesson 16: Classroom Objects











Vocabulary:

łp̣ṃintn	Pencil
q̣eŷṃintn	Pen or marker
miŋmn	Crayons
q̣eŷṃín	Paper
x ^w uk ^w ṃín	Eraser
čalṃín	Scissors
čcpqmin	Glue
snčłq̣eŷṃintn	Desk
snčłemútn	Chair
snčq̣ayálq ^w tn	Chalkboard / Whiteboard

Sentences:

ck ^w ent łu ?a(n) ____.	Get out your ____.
elk ^w nt łu ?a(n) ____.	Put away your ____.
čeŋ łu ?i(n) ____?	Where is my ____?
ihé? łu ?a(n) ____.	Here is your ____.
ha k ^w ep(ł) ____? *	Do you have a ____?
uné?, čn ep(ł) ____.	Yes, I have a ____.
ta čn ep(ł) ____.	I don't have a ____.

*drop "ł" if the next word begins with an "s" or a "ł".

		
łp̣mintn	q̣eỵmíntn	q̣eỵmín
		
miḥmn	snčłq̣eỵmíntn	snčlemútn
		
snčq̣aỵálq̣ ^w tn	x ^w uḳ ^w mín	čcpq̣mín
		
čalmín		

ʔi sk^west _____

Practice 1. (Answer the questions by telling where the item is that is in the picture).

Model:



Q: čeň ɬu ʔi ɬp^mintn ?

A: ihé? ɬu ʔa ɬp^mintn.




Q: čeň ɬu ʔan ɬey^míntn ?

A:



Q: čeň ɬu ʔin ɬey^mín ?

A:




Q: čeň ɬu ʔin x^wuk^wmín ?

A:



Q: čeň ɬu ʔa snč^lemútn ?

A:



Q: čeň ɬu ʔi snč^ley^míntn?

A:



Q: čeň ɬu ʔan č^lalmín ?

A:

ʔi sk^west _____

Practice 2. Answer the questions by telling whether you have the item shown in the picture.

Model:



Q: ha k^w ep snčlemútn ?

A: uné?, čn ep snčlemútn.

A: ta čn ep snčlemútn.




Q: ha k^w ep ľpmíntn ?

A:



Q: ha k^w epľ ěeymín ?

A:



Q: ha k^w ep snčľeymíntn?

A:






Q: ha k^w ep snčlemútn ?

A:

?i sk^west _____

Practice 3. Draw a line from each word to a picture that matches. Use each picture one time only.



A qeýmín

B mińmn

C snčqayálq^wtn

D x^wuk^wmín

E snčłqéymintn

F qeýmíntn


G čalmín

I snčłemútn

J čcpqmin

H łpmintn

Lesson 16 (Classroom Objects)



Across

- 5. glue
- 6. eraser
- 8. paper
- 9. chalkboard
- 10. pen or marker

Down

- 1. scissors
- 2. crayons
- 3. desk
- 4. pencil
- 7. chair


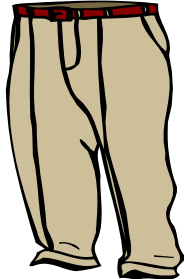




Lesson 17: Clothes 1

Vocabulary:

snacłqéyt	Shirt/blouse/dress
snołúps	Pants
qeshín	Shoe or a pair of shoes
snq ^w ołšn	Sock or a pair of socks
k ^w łiśú	Underwear
snłcewstn	Belt
łkepú	Coat (Hudson Bay type coat)
q ^w acqn	Hat
spsípışn	Moccasins

Sentences:

t stem u k ^w es xcnuht ?	What are you wearing?
čn es _____.	I am wearing _____.
ha k ^w es _____?	Are you wearing _____?
tam čn es _____.	I am not wearing _____.

		
snacłqéyt	snołúps	qeshín
		
snq ^w ołšn	k ^w łışú	snłćewstn
		
łkepú	q ^w acqn	spsípışn

ʔi sk^west _____

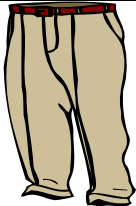

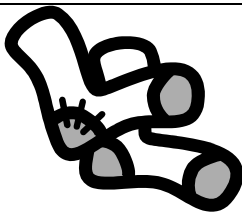





Practice 1. (Answer the questions by telling if you are wearing the item shown in the picture.)

Model:



Q: t stem u k^w es x̣cnuṃt ?

A: čn es snacłqéyt

	
Q: t stem u k ^w es x̣cnuṃt ?	Q: t stem u k ^w es x̣cnuṃt ?
A:	A:
	
Q: t stem u k ^w es x̣cnuṃt ?	Q: t stem u k ^w es x̣cnuṃt ?
A:	A:
	
Q: t stem u k ^w es x̣cnuṃt ?	Q: t stem u k ^w es x̣cnuṃt ?
A:	A:
	
Q: t stem u k ^w es x̣cnuṃt ?	Q: t stem u k ^w es x̣cnuṃt ?
A:	A:

ʔi sk^west _____

Practice 2. (Answer the questions by telling if you are wearing the item shown in the picture.)

Model:



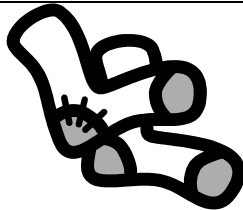
Q: ha k^w es q̣ešin ?

A: tam čn es q̣ešin.



Q: ha k^w es ḳ^whšú ?

A:



Q: ha k^w es snq̣^wołšn ?

A:




Q: ha k^w es snacłq̣éyt ?

A:



Q: ha k^w es łkepú ?

A:



Q: ha k^w es snłčewstn ?

A:




Q: ha k^w es snołúps ?

A:



Q: ha k^w es spsípışn ?

A:





Q: ha k^w es q̣^wacqn ?

A:

ʔi sk^west _____

Practice 3. Draw a line from each word to a picture that matches. Use each picture one time only.



A k^włiśú

B snołúps

C snłćewstn

D snq^wołśn

E lkepú


F qeśín

G snacłqéyt

H q^wacqn

I spśípíšn

Lesson 17 (Clothes 1)



Across

- 5. socks
- 6. belt
- 7. underwear
- 8. hat

Down

- 1. moccasins
- 2. shoes
- 3. coat
- 4. pants
- 5. shirt









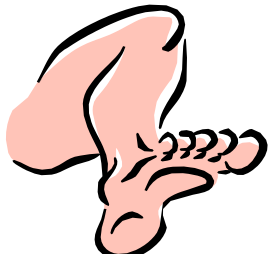

Lesson 18: Body Parts 1

Vocabulary:

spłqeyn	Head
olín	Stomach/Belly
sněmičn	Back
soqmép	Butt
snpsaqs	Nose
sčuwáxn	Arm
čelš	Hand
splimcn	Mouth
sččmaqstšn	Leg
sčuʔšín	Foot


Sentences:






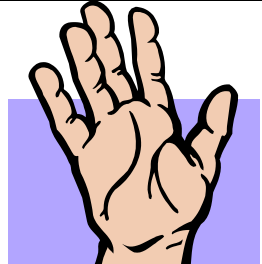

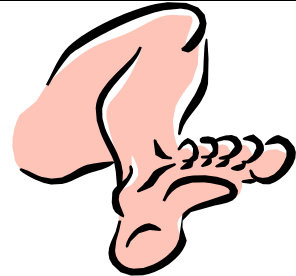

čoqʷnt łu ʔa(n) _____.	Point to your _____.
čeń łu ʔa(n) _____?	Where is your _____.
ihéʔ łu ʔi(n) _____.	Here is my _____.

 <p>spłqeyn</p>	 <p>olín</p>	 <p>snčmičn</p>
 <p>soqmép</p>	 <p>snpsaqs</p>	 <p>sčuwáxn</p>
 <p>čelš</p>	 <p>splimcn</p>	 <p>sččmaqstšn</p>
 <p>sču?šín</p>		

ʔi sk^west _____

Practice 1. Answer the questions by telling where your body part is. Answer according to the picture. Follow the model.

<p>Model:</p> 	<p>Q1: čeń ɥu ʔa spɭqeyn ? A: ihé? ɥu ʔi spɭqeyn.</p>
--	---

		
Q: čeń ɥu ʔan olín ?	Q: čeń ɥu ʔa sněmičn ?	Q: čeń ɥu ʔa soq̄mép?
A:	A:	A:
		
Q: čeń ɥu ʔa sn̄psaqs?	Q: čeń ɥu ʔa sčuwáxn ?	Q: čeń ɥu ʔan čelš ?
A:	A:	A:
		
Q: čeń ɥu ʔa splimcn ?	Q: čeń ɥu ʔa sčěmaqstšn ?	Q: čeń ɥu ʔa sčúʔšín ?
A:	A:	A:

?i sk^west _____

Practice 2. Draw a line from each word to a picture that matches. Use each picture one time only.

1



2



3



4



5



6



7



8



9



10



A čelš

B sčuwáxn

C snčmičn

D splimcn

E sčú?šín

F olín


G snp̄saqs

H sp̄lqeyn

I sččmaqstšn

J soqmép

Lesson 18 (Body Parts 1)



Across

- 3. nose
- 5. foot
- 6. stomach
- 8. leg
- 9. arm

Down

- 1. to point (command)
- 2. hand
- 3. mouth
- 4. butt
- 5. back
- 7. head

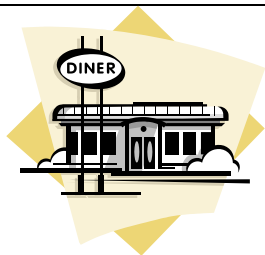
Lesson 19: Places in the City

Vocabulary:

snelʔiɪntn	Restaurant or Café
snl̥m̥intn	Jail
snčayl̥qntn	Barber shop
snq̥eɣm̥intn	Post office
snkasl̥intn	Gas station
snɣcɣcm̥intn	Casino
snsewɪkʷtn	Tavern or Bar
snʔačc̥ɣtn	Movie/Theatre

Sentences:

č̣ č̣eɲ u kʷ xʷuy ?	Where did you go?
č̣n xʷuy č̣ _____.	I went to the _____.
ha kʷ xʷuy č̣ _____?	Did you go to _____?
tam č̣n xʷuy č̣ _____.	I didn't go to the _____.
č̣ č̣eɲ u xʷúʔuy?	Where did they go?
xʷúʔuy č̣ _____.	They went to the _____.



snelʔíłntn



snl̥čmintn



snčayl̥qntn



snqey̥míntn



snkaslíntn



snxc̥cmíntn



snsewłk^wtn



snʔač̥c̥xt̥n

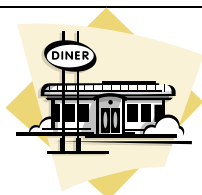
ʔi sk^west _____

Practice 1. (Answer the questions by telling if you went to the place shown in the picture.)



Q: ha k^w x^wuy č snǵeýmíntn ?

A: tam čn x^wuy č snǵeýmíntn.



Q: ha k^w x^wuy č snelʔíłntn ?

A:



Q: ha k^w x^wuy č sníčmíntn?

A:



Q: ha k^w x^wuy č snčaylqntn ?

A:



Q: ha k^w x^wuy č snkaslíntn ?

A:



Q: ha k^w x^wuy č snxçxcmíntn ?

A:



Q: ha k^w x^wuy č snsewłk^wtn ?

A:



Q: ha k^w x^wuy č snʔáčçxtn ?

A:












Q: ha k^w x^wuy č snǵeýmíntn ?

A:

?i sk^west _____


Practice 2. (Answer the questions by telling if you went to the place shown in the picture.)









	<p>Q: ě čeň u k^w x^wuy ?</p> <p>A: čn x^wuy ě snel?iłntn.</p>
---	--

	
Q: ě čeň u k ^w x ^w uy?	Q: ě čeň u k ^w x ^w uy?
A:	A:
	
Q: ě čeň u k ^w x ^w uy?	Q: ě čeň u k ^w x ^w uy?
A:	A:
	
Q: ě čeň u k ^w x ^w uy?	Q: ě čeň u k ^w x ^w uy?
A:	A:
	
Q: ě čeň u k ^w x ^w uy?	Q: ě čeň u k ^w x ^w uy?
A:	A:

ʔi sk^west _____

Practice 3. (Answer the questions by telling if they went to the place shown in the picture.)

	<p>Q: ǎ čeń u x^wú?uy?</p> <p>A: x^wú?uy ǎ snsewłk^wtn.</p>
---	---

	
Q: ǎ čeń u x ^w ú?uy?	Q: ǎ čeń u x ^w ú?uy?
A:	A:
	
Q: ǎ čeń u x ^w ú?uy?	Q: ǎ čeń u x ^w ú?uy?
A:	A:
	
Q: ǎ čeń u x ^w ú?uy?	Q: ǎ čeń u x ^w ú?uy?
A:	A:
	
Q: ǎ čeń u x ^w ú?uy?	Q: ǎ čeń u x ^w ú?uy?
A:	A:

ʔi sk^west _____

Practice 4. Draw a line from each word to a picture that matches. Use each picture one time only.

1



A snsewɪk^wtn

2



B snkaslɪntn

3



C snčaylqntn

4



D snʔaččɔtn

5



E snɔcɔcmintn

6



F snelʔɪlntn

7




G snqeymɪntn

8



H snlčmɪntn

Lesson 19 (Places in the City)



Across

- 4. restaurant
- 5. gas station
- 6. barber shop
- 7. post office

Down

- 1. movie theatre
- 2. jail
- 3. tavern
- 4. casino


Lesson 20: Days of the Week

Vocabulary:

sčacéws	Sunday
sčx ^w ect	Monday
?aslásqt	Tuesday
čaflásqt	Wednesday
mosqt	Thursday
clčstasqt	Friday
sčl?ews	Saturday
spiscéws	Yesterday
yetlx ^w ásqt	Today
ne xlip	Tomorrow

Sentences:


stem sxlxalt yetlx ^w ásqt?	What day is it today?
yetlx ^w ásqt u ____.	Today is ____.
sk ^w nšasqt ne xlip?	What day is it tomorrow?
ne xlip m ____.	Tomorrow is ____.
sk ^w nšasqt lu t spiscéws ?	What day was it yesterday?
t spiscéws u ____.	Yesterday was ____.




Sunday
sčacéwś




Monday
sčx^wect



Tuesday
ʔaslásq̄t



Wednesday
čallásq̄t



Thursday
mosq̄t



Friday
clčstasq̄t



Saturday
sčʔewś

WED 三	THU 四	FRI 五	SAT 六
	1 十二月廿一	2 十二	3 十三
7 十四	8 十五	9 十六	10 十七
14 廿一	15 廿二	16 廿三	17 廿四
21 廿八	22 廿九	23 三十	24 初一
28 初六	29 初七	30 初八	31 初九

Yesterday
spisčéwś

WED 三	THU 四	FRI 五	SAT 六
	1 十二月廿一	2 十二	3 十三
7 十四	8 十五	9 十六	10 十七
14 廿一	15 廿二	16 廿三	17 廿四
21 廿八	22 廿九	23 三十	24 初一
28 初六	29 初七	30 初八	31 初九


Today
yetłx^wásq̄t

WED 三	THU 四	FRI 五	SAT 六
	1 十二月廿一	2 十二	3 十三
7 十四	8 十五	9 十六	10 十七
14 廿一	15 廿二	16 廿三	17 廿四
21 廿八	22 廿九	23 三十	24 初一
28 初六	29 初七	30 初八	31 初九

Tomorrow
ñe xlip


ʔi sk^west _____

Practice 1. Answer the questions by telling if you know what day it is TODAY.




Q: stem sɣɫalt yetɫ^wásq̄t?

A: yetɫ^wá? u čallásq̄t.



Q: stem sɣɫalt yetɫ^wásq̄t?

A:



Q: stem sɣɫalt yetɫ^wásq̄t?

A:



Q: stem sɣɫalt yetɫ^wásq̄t?

A:



Q: stem sɣɫalt yetɫ^wásq̄t?

A:



Q: stem sɣɫalt yetɫ^wásq̄t?

A:




Q: stem sɣɫalt yetɫ^wásq̄t?

A:

?i sk^west _____

Practice 2. Answer the questions by telling if you know what day it is TOMORROW.



Q: sk^wnšasqt ñe xlip?

A: ñe xlip m mosqt.



Q: sk^wnšasqt ñe xlip?

A:




Q: sk^wnšasqt ñe xlip?

A:



Q: sk^wnšasqt ñe xlip?

A:




Q: sk^wnšasqt ñe xlip?

A:



Q: sk^wnšasqt ñe xlip?

A:




Q: sk^wnšasqt ñe xlip?

A:

ʔi sk^west _____

Practice 3. Answer the questions by telling if you know what day it was YESTERDAY.



Q: sk^wnšasqt ʔu t spiscéws?

A: t spiscéws u sčlʔéws.



Q: sk^wnšasqt ʔu t spiscéws?

A:




Q: sk^wnšasqt ʔu t spiscéws?

A:




Q: sk^wnšasqt ʔu t spiscéws?

A:




Q: sk^wnšasqt ʔu t spiscéws?

A:



Q: sk^wnšasqt ʔu t spiscéws?

A:




Q: sk^wnšasqt ʔu t spiscéws ?

A:

?i sk^west _____

Practice 4. Draw a line from each word to a picture that matches. Use each picture one time only.



A mosq̄t

B spisc̄éw̄s

C čaḥlās̄q̄t

D ḥe ḵlip

E yetḥ^wás̄q̄t

F s̄cac̄éw̄s

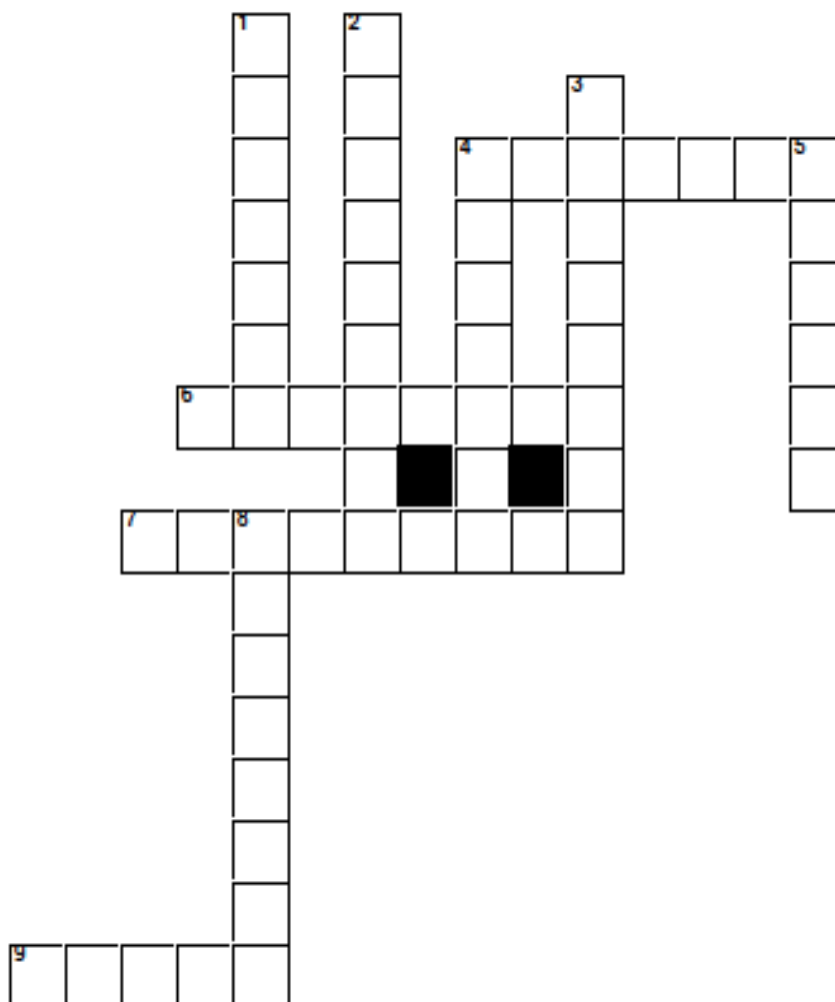
G cl̄čstas̄q̄t

H s̄čḥ^weḥ̄s

I ḥaslās̄q̄t

J s̄čḥ^wect

Lesson 20 (Days of the Week)



Across

4. sunday
6. yesterday
7. friday
9. thursday

Down

1. tomorrow
2. today
3. tuesday
4. saturday
5. monday
8. wednesday

Lesson 21: Health and Sickness

Vocabulary:

čaalqéyni	Headache
nčaalénči	Stomach ache
nčaalsqmé?	Sore throat
ohó?	Cough
nawawpáqsi	Runny nose
nčaaléysi	Tooth ache
pčma	Diarrhea

Sentences:

ha k ^w es ččalé? ?	Are you sick/ill?
uné?, čn es ččalé.	Yes, I am sick.
ta. i čn ɣes.	No. I feel good.
k ^w ečščéni ?	How are you? What's wrong??
čn es _____.	I have a _____.



čaalqéyni



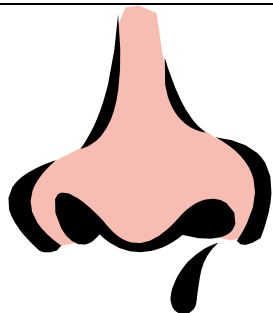
ncaalénči




ncaalsqmé?



ohó?



nawawpáqsi





ncaaléysi





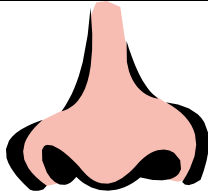





pčma

?i sk^west _____


Practice 1. (Answer the questions by telling if you are sick or how you feel.)



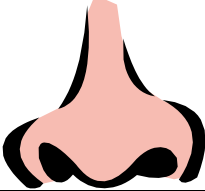





		<p>Q: ha k^w es ččalé ?</p> <p>A: uné?, čn es ččalé.</p> <p>A: ta. i čn ʁes.</p>
---	---	--

	
Q: ha k ^w es ččalé ?	Q: ha k ^w es ččalé ?
A:	A:
	
Q: ha k ^w es ččalé ?	Q: ha k ^w es ččalé ?
A:	A:
	
Q: ha k ^w es ččalé ?	Q: ha k ^w es ččalé ?
A:	A:
	
Q: ha k ^w es ččalé ?	Q: ha k ^w es ččalé ?
A:	A:

ʔi sk^west _____



Practice 2. (Answer the questions by telling how you feel.)

	<p>Q: k^w ečščėni ? A: čn es ohó?.</p>
---	--

	
<p>Q: k^w ečščėni ?</p>	<p>Q: k^w ečščėni ?</p>
<p>A:</p>	<p>A:</p>
	
<p>Q: k^w ečščėni ?</p>	<p>Q: k^w ečščėni ?</p>
<p>A:</p>	<p>A:</p>
	
<p>Q: k^w ečščėni ?</p>	<p>Q: k^w ečščėni ?</p>
<p>A:</p>	<p>A:</p>
	
<p>Q: k^w ečščėni ?</p>	<p>Q: k^w ečščėni ?</p>
<p>A:</p>	<p>A:</p>

?i sk^west _____

Practice 3. Draw a line from each word to a picture that matches. Use each picture one time only.



A nawawpáqsi

B pćma

C i čn ɣes.

D nćaaléysi

E nćaalénči


F čaalqéyni

G nćaalsqmé?

H čćalé

I ohó?

Lesson 21 (Health and Sickness)



Across

- 1. diarrhea
- 5. stomach ache
- 7. tooth ache
- 8. cough

Down

- 2. headache
- 3. How are you?
- 4. sore throat
- 6. runny nose


Lesson 22: Clothes 2

Vocabulary:

snqapqn	Hat
ssoťlqs	Sweater
čiyálx ^w qn	Scarf
słx ^w łx ^w pšin	Sandals
snsuťps	Long Johns
sk ^w tnalqs	Long Overcoat
čłqalčtá(lqs)	a light Jacket
sxéłišn	Leggings
sx ^w px ^w a	Traditional Cloth Dress
k ^w łištálqs	Slip
sk ^w łcowí	Shawl
xnumtn	Clothes
snacacéne?	Earrings
čšnšnustn	Glasses
sqleps	Necklace

Sentences:

ha es ____?	Is he/she is wearing ____?
?e, es ____.	Yes, he/she is wearing ____?
ta, tam es ____.	No, he/she is not wearing ____?
ha k ^w es ____?	Are you wearing ____?
?e, čn es ____.	Yes, I am wearing ____?
ta čn es ____.	No, I am not wearing ____?



snqapqn




ssotlqs




čiyálx^wqn



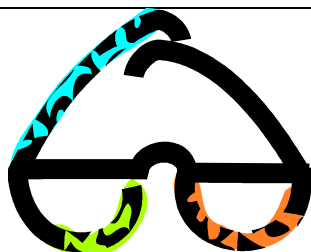
słx^włx^wpšin




snacacéne?



snsuťps



čšnšnústn



sqleps



sk^wtnalqs



čłqalčtá (lqs)



sxéłišn




sx^wpx^wa



k^włištálqs



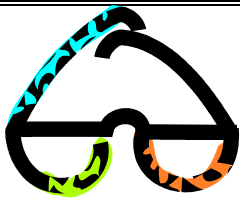
sk^włcówí











xnumtn

ʔi sk^west _____


Practice 1. Answer the question by telling if he/she is wearing the item shown in the picture.







	<p>Q: ha es <u>čšnšnustn</u>?</p> <p>A: ʔe, es <u>čšnšnustn</u>.</p> <p>A: ta, tam es <u>čšnšnustn</u>.</p>
---	---

	
Q: ha es <u>snqapqn</u> ?	Q: ha es <u>ssotlqs</u> ?
A:	A:
	
Q: ha es <u>čiyálx^wqn</u> ?	Q: ha es <u>słx^włx^wpšin</u> ?
A:	A:
	
Q: ha es <u>snacacéne?</u> ?	Q: ha es <u>snsułps</u> ?
A:	A:
	
Q: ha es <u>sáleps?</u>	Q: ha es <u>k^włištálqs?</u>
A:	A:

ʔi sk^west _____

Practice 2. Answer the question by telling if you are wearing the item shown in the picture.

	<p>Q: ha k^w es sk^wtnalqs ?</p> <p>A: ʔe, čn es sk^wtnalqs.</p> <p>A: ta čn es sk^wtnalqs.</p>
---	---

	
<p>Q: ha k^w es sk^włcówéy?</p>	<p>Q: ha k^w es sxéłiśn?</p>
<p>A:</p>	<p>A:</p>
	
<p>Q: ha k^w es sǎleps?</p>	<p>Q: ha k^w es sx^wpx^wa?</p>
<p>A:</p>	<p>A:</p>
	
<p>Q: ha k^w es xcnnumtn?</p>	<p>Q: ha k^w es ssotłqs ?</p>
<p>A:</p>	<p>A:</p>

ʔi sk^west _____

Practice 3. Draw a line from each word to a picture that matches. Use each picture one time only.



A słx^włx^wpšin

B sǫleps



C ssotłqs

D čšnšnústn



E čiyálx^wqn

F sḡ^wpḡ^wa



G ḡcnumtn

H snsut̃ps



I k^włištálqs

J čłqalčtá(lqs)



K snqapqn

L sk^włcówéy




M sḡéłišn

N sk^wtnalqs



O snacacéne?

Lesson 22 (Clothes 2)



Across

1. slip
3. sweater
9. sandals
10. long johns
12. earrings
13. clothes
14. traditonal cloth dress
15. shawl

Down

2. necklace
4. long over coat
5. leggings
6. glasses
7. jacket
8. scarf
11. hat (baseball type)

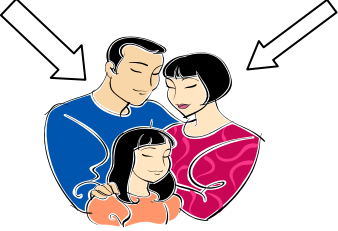
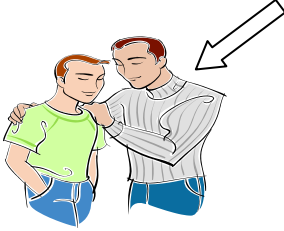










Lesson 23: Family 1

Vocabulary:

p̄x ^w ot (p̄x ^w p̄x ^w ot)	Parent (parents)
p̄ip̄x ^w ót	Elders (plural)
sk ^w uy	Mother (boys mom)
l̄ew	Father (boys dad)
qecč	Older Brother (for a boy)
sínce?	Younger Brother (for a boy)
tum̄	Mother (girls mom)
mestm̄	Father (girls dad)
l̄qáqce?	Older Brother (for a girl)
sínsce?	Younger Brother (for a girl)
l̄čícše?	Older Sister (Both)
l̄cc?ups	Younger Sister (Both)
snk ^w six ^w	Sibling/Cousin

Sentences:

swe lu ?an p̄x ^w p̄x ^w ot ?	Who are your parents?
____ u ____ lu ?in p̄x ^w p̄x ^w ot.	_____ and _____ are my parents.
swe lu ?a(n) _____?	Who is your <i>relation</i> ?
name lu ?i relation ?	name is my relation.
ha name lu ?a(n) relation ?	Is name your relation ?
?e, name lu ?i(n) relation.	Yes, name is my relation.
ta, tam ?i(n) relation.	No, he/she is not my relation.

 <p>Parents p̥x^wp̥x^wot</p>	 <p>Boys Father l̥ew</p>	 <p>Boys Mother sk̥^wuy</p>
 <p>Girls Mother tuṁ</p>	 <p>Girls Father mestṁ</p>	 <p>Boys Older Brother qecč</p>
 <p>Boys Younger Brother sínce?</p>	 <p>Girls Older Brother l̥qáqce?</p>	 <p>Girls Younger Brother sínsnce?</p>
 <p>Boy/Girl Older Sister l̥čičše?</p>	 <p>Boy/Girl Younger Sister l̥cc?ups</p>	 <p>Sibling/Cousin snk^wsix^w</p>

ʔi sk^west _____

Practice 1A. Please answer the questions by filling in your family. (Male Speaking)

swe ɬu an p̥x ^w p̥x ^w ot?	_____ u _____ ɬu ʔin p̥x ^w p̥x ^w ot.
swe ɬu ʔa sk ^w uy?	_____ ɬu ʔi sk ^w uy.
swe ɬu ʔan l̥ew?	_____ ɬu ʔin l̥ew.
swe ɬu ʔan qecč?	_____ ɬu ʔin qecč. _____ ɬu ʔin qecč. _____ ɬu ʔin qecč.
swe ɬu ʔa sínce??	_____ ɬu ʔi sínce?. _____ ɬu ʔi sínce?. _____ ɬu ʔi sínce?.
swe ɬu ʔa łčíčše??	_____ ɬu ʔi łčíčše?. _____ ɬu ʔi łčíčše?. _____ ɬu ʔi łčíčše?.
swe ɬu ʔa łccʔups	_____ ɬu ʔi łccʔups. _____ ɬu ʔi łccʔups. _____ ɬu ʔi łccʔups.
ha _____ ɬu ʔa snk ^w six ^w ? (name)	ʔe, _____ ɬu ʔi snk ^w six ^w . (name) ta, tam ʔi snk ^w six ^w .

ʔi sk^west _____

Practice 1B. Please answer the questions by filling in your family. (Female Speaking)

swe ʔu ʔan p̥x ^w p̥x ^w ot?	_____ u _____ ʔu ʔin p̥x ^w p̥x ^w ot.
swe ʔu ʔa tum̃?	_____ ʔu ʔi tum̃.
swe ʔu ʔan mestm̃?	_____ ʔu ʔin mestm̃.
swe ʔu ʔan ʔqáqceʔ?	_____ ʔu ʔin ʔqáqceʔ. _____ ʔu ʔin ʔqáqceʔ. _____ ʔu ʔin ʔqáqceʔ.
swe ʔu ʔa sísnceʔ?	_____ ʔu ʔi sísnceʔ. _____ ʔu ʔi sísnceʔ. _____ ʔu ʔi sísnceʔ.
swe ʔu ʔa ʔčíčšeʔ?	_____ ʔu ʔi ʔčíčšeʔ. _____ ʔu ʔi ʔčíčšeʔ. _____ ʔu ʔi ʔčíčšeʔ.
swe ʔu ʔa ʔccʔups?	_____ ʔu ʔi ʔccʔups. _____ ʔu ʔi ʔccʔups. _____ ʔu ʔi ʔccʔups.
ha _____ ʔu ʔa snk ^w six ^w ? name	ʔe, _____ ʔu ʔi snk ^w six ^w . name ta, tam ʔi snk ^w six ^w .


ʔi sk^west _____

Practice 2. Draw a line from each word to a picture that matches. Use each picture one time only.

1	Boys Younger Brother
2	Girls Older Brother
3	Sibling/Cousin
4	Girls Father
5	Girls Mother
6	Boys Mother
7	Parents
8	Boys Father
9	Boy/Girl Younger Sister
10	Boy/Girl Older Sister
11	Boys Older Brother
12	Girls Younger Brother

A	tum̐
B	łćíčše?
C	łccʔups
D	snk ^w six ^w
E	qecč
F	sínsce?
G	mestm̐
H	łʔew
I	łqáqce?
J	sínsce?
K	p̐x ^w p̐x ^w ot
L	sk ^w uy

Lesson 23 (Family 1)



Across

1. parents (plural)
6. father (boys dad)
8. father (girls dad)
10. older sister (for a boy or girl)
11. younger brother (for a girl)

Down

1. parent (singular)
2. elder
3. mother (girls mom)
4. younger brother (for a boy)
5. older brother (for a boy)
7. Older brother (for a girl)
9. sibling/cousin
10. younger sister (for a boy or girl)
12. mother (boys mom)











Lesson 24: Family 2

Vocabulary:

sxépe?	Grand father (your dad's dad)
qéne?	Grand mother (your dad's mom)
síle?	Grand father (your mom's dad)
yayá?	Grand mother (your mom's mom)
sk ^w úk ^w i?	Aunt (your dad's sister) (male speaking)
tetík ^w e?	Aunt (your dad's sister) (female speaking)
qáxe?	Aunt (your mom's sister) (Both)
smamá?	Uncle (you dad's brother) (Both)
nunúme?	Uncle (your mom's brother) (Both)
stmélis	Relation

Sentences:

swe lu ?a(n) <u>relation</u> sk ^w ests ?	What is your <u>relation</u> name?
<u>name</u> lu ?i(n) <u>relation</u> .	My _____ 's name is _____.
sk ^w nšspe lu ?a(n) <u>relation</u> ?	How old is your <u>relation</u> .
lu ?i(n) <u>relation</u> , <u>age</u> spentč.	My <u>relation</u> is <u>age</u> years old.

 <p>Dad's Dad sxépe?</p>	 <p>Dad's mom qéne?</p>	 <p>Mom's Dad síle?</p>
 <p>Mom's mom yayá?</p>	 <p>Dad's brother (both) smamá?</p>	 <p>Mom's brother (both) nunúme?</p>
 <p>Mom's sister (both) qáxe?</p>	 <p>Dad's sister (male speaking) sk'wúk'wi?</p>	 <p>Dad's sister (female speaking) titík^we?</p>
 <p>relation stmélis</p>		

ʔi sk^west _____

Practice 1A. Please answer the questions by filling in your family. (Male Speaking)

swe ʔu ʔa <u>sxépe</u> sk ^w ests?	_____ ʔu ʔi <u>sxépe</u> ?
swe ʔu ʔan <u>qéne</u> ? sk ^w ests?	_____ ʔu ʔin <u>qéne</u> ?
swe ʔu ʔa <u>sk^wúk^wi</u> ? sk ^w ests?	_____ ʔu ʔi <u>sk^wúk^wi</u> ?
swe ʔu ʔan <u>qáxe</u> ? sk ^w ests?	_____ ʔu ʔin <u>qáxe</u> ?
swe ʔu ʔa <u>smamá</u> ? sk ^w ests?	_____ ʔu i ʔ <u>smamá</u> ?
swe ʔu ʔan <u>nunúme</u> ? sk ^w ests?	_____ ʔu ʔin <u>nunúme</u> ?
swe ʔu ʔa <u>stmélis</u> sk ^w ests?	_____ ʔu ʔi <u>stmélis</u> .
sk ^w nšspe ʔu ʔa <u>sxépe</u> ? ?	ʔu ʔi <u>sxépe</u> ?, _____ spentč.
sk ^w nšspe ʔu ʔan <u>qéne</u> ??	ʔu ʔin <u>qéne</u> ?, _____ spentč.
sk ^w nšspe ʔu ʔa <u>sk^wúk^wi</u> ??	ʔu ʔi <u>sk^wúk^wi</u> ?, _____ spentč.
sk ^w nšspe ʔu ʔan <u>qáxe</u> ??	ʔu ʔin <u>qáxe</u> ?, _____ spentč.
sk ^w nšspe ʔu ʔa <u>smamá</u> ? ?	ʔu ʔi <u>smamá</u> ?, _____ spentč.
sk ^w nšspe ʔu ʔan <u>nunúme</u> ??	ʔu ʔin <u>nunúme</u> ?, _____ spentč.
sk ^w nšspe ʔu ʔa <u>stmélis</u> ?	ʔu ʔi <u>stmélis</u> , _____ spentč.

ʔi sk^west _____

Practice 1B. Please answer the questions by filling in your family. (Female Speaking)

swe ʔu ʔa <u>síleʔ</u> sk ^w ests?	_____ ʔu ʔi <u>síleʔ</u> .
swe ʔu ʔan <u>yayáʔ</u> sk ^w ests?	_____ ʔu ʔin <u>yayáʔ</u> .
swe ʔu ʔan <u>titík^weʔ</u> sk ^w ests?	_____ ʔu ʔin <u>titík^weʔ</u> .
swe ʔu ʔan <u>qáxeʔ</u> sk ^w ests?	_____ ʔu ʔin <u>qáxeʔ</u> .
swe ʔu ʔa <u>smamáʔ</u> sk ^w ests?	_____ ʔu ʔi <u>smamáʔ</u> .
swe ʔu ʔan <u>nunúmeʔ</u> sk ^w ests?	_____ ʔu ʔin <u>nunúmeʔ</u> .
swe ʔu ʔa <u>stǎ́élis</u> sk ^w ests?	_____ ʔu ʔi <u>stǎ́élis</u> .
sk ^w nšspe ʔu ʔa <u>síleʔʔ</u>	ʔu ʔi <u>síleʔ</u> , _____ spentč.
sk ^w nšspe ʔu ʔan <u>yayáʔʔ</u>	ʔu ʔin <u>yayáʔ</u> , _____ spentč.
sk ^w nšspe ʔu ʔan <u>titík^weʔʔ</u>	ʔu ʔin <u>titík^weʔ</u> , _____ spentč.
sk ^w nšspe ʔu ʔan <u>qáxeʔʔ</u>	ʔu ʔin <u>qáxeʔ</u> , _____ spentč.
sk ^w nšspe ʔu ʔa <u>smamáʔ</u> ?	ʔu ʔi <u>smamáʔ</u> , _____ spentč.
sk ^w nšspe ʔu ʔan <u>nunúmeʔ</u> ?	ʔu ʔin <u>nunúmeʔ</u> , _____ spentč.
sk ^w nšspe ʔu ʔa <u>stǎ́élis</u> ?	ʔu ʔi <u>stǎ́élis</u> , _____ spentč.


?i sk^west _____

Practice 2. Draw a line from each word to a picture that matches. Use each picture one time only.

1	Mom's brother (both)
2	Dad's sister (female speaking)
3	Dad's brother (both)
4	Relation
5	Dad's Dad
6	Dad's sister (male speaking)
7	Mom's sister
8	Dad's mom
9	Mom's mom
10	Mom's Dad

A	qáxe?
B	sk ^w úk ^w i?
C	síle?
D	yayá?
E	qéne?
F	titík ^w e?
G	sxépe?
H	stmélis
I	nunúme?
J	smamá?

Lesson 24 (Family 2)



Across

1. grandfather (mom's dad)
3. aunt (dad's sister) (male speaking)
5. aunt (dad's sister) (female speaking)
6. grandmother (dad's mom)
9. uncle (dad's brother) (both)

Down

1. grandfather (dad's dad)
2. uncle (mom's brother) (both)
4. relation
7. grandmother (mom's mom)
8. aunt (mom's sister) (both)

Lesson 25: Household Items

Vocabulary:

snʔitʃtn	Bedroom
sncuʔcá	Bathroom
snkʷlsncutn	Kitchen
snaýéwtn	Living room
ništúlex ^w	Basement
snčfʔiłntn	Table
nšnsełx ^w	Window
x ^w kʷunt	to clean/pick up
čłx ^w kʷmint	to vacuum
čłʔax ^w nt	to sweep
čewnt	to wash

Sentences:

ha x ^w kʷuntx ^w łu ʔa(n) ____?	Did you clean your ____?
ʔe, x ^w kʷun łu ____.	Yes, I cleaned the ____.
tam x ^w kʷun łu ____.	I did not clean the ____.
ha n̄em čłx ^w kʷmintx ^w łu ____?	Will you vacuum the ____?
ʔe, n̄em čłx ^w kʷmin łu ____.	Yes, I will vacuum the ____.
tam i qs čłx ^w kʷminm łu ____.	I will not vacuum the ____.
ha čłʔax ^w ntx ^w łu ʔa(n) ____?	Did you sweep your ____?
ʔe, čłʔax ^w n łu ʔi(n) ____.	Yes, I swept my ____.
tam čłʔax ^w n łu ʔi(n) ____.	I did not sweep my ____.
ha n̄em čewntx ^w łu ____?	Will you wash the ____?
ʔe, n̄em čewn łu ____.	Yes, I will wash the ____.
tam i qs čewm łu ____.	I am not going to wash the ____.




snʔitštn



sncuʔcá



snkʷlsncutn



snaýéwtn



ništúlexʷ



nšnsełxʷ



snčłʔiłntn



xʷkʷunt



čłʔaxʷnt



čłxʷkʷmintn



čewnt

ʔi sk^west _____

Practice 1. (Answer the question by telling if you did the task shown in the picture)



Q: ha x^wk^wuntx^w ʔu ʔan ništúlex^w?


A: ʔe, x^wk^wun ʔu ʔin ništúlex^w.

A: tam x^wk^wun ʔu ʔin ništúlex^w.



Q: ha x^wk^wuntx^w ʔu ʔa snʔitštn?

A:




Q: ha x^wk^wuntx^w ʔu ʔa snu?cá?

A:



Q: ha x^wk^wuntx^w ʔu ʔa snk^wisncutn?

A:



Q: ha x^wk^wuntx^w ʔu ʔa snaýéwtn?

A:



Q: ha x^wk^wuntx^w ʔu ʔan nšnsełx^w?

A:



Q: ha x^wk^wuntx^w ʔu ʔa snčłʔiɪntn?

A:

?i sk^west _____

Practice 2. (Answer the question by telling if you will do the task shown in the picture)



Q: ha ñem čłx^wk^wmintx^w łu snk^włsncutn?

A: ?e, ñem čłx^wk^wmin łu snk^włsncutn.

A: tam i qs čłx^wk^wminm łu snk^włsncutn.



Q: ha ñem čłx^wk^wmintx^w łu sn?itštn?

A:




Q: ha ñem čłx^wk^wmintx^w łu sncu?cá?

A:



Q: ha ñem čłx^wk^wmintx^w łu ništúlex^w?

A:



Q: ha ñem čłx^wk^wmintx^w łu snaýéwtn?

A:

ʔi sk^west _____

Practice 3. (Answer the question by telling if you did the task shown in the picture).



Q: ha čłax^wntx^w łu ʔa snʔitšn?


A: ʔe, čłax^wn łu ʔi snʔitšn.

A: tam čłax^wn łu ʔi snʔitšn.



Q: ha čłax^wntx^w łu ʔa snk^włsncutn?

A:




Q: ha čłax^wntx^w łu ʔa sncu?cá?

A:



Q: ha čłax^wntx^w łu ʔan ništúlex^w?

A:



Q: ha čłax^wntx^w łu ʔa snaýéwtń?

A:

?i sk^west _____


Practice 4. (Answer the question by telling if you did the task shown in the picture).



Q: ha ñem ćewntx^w ðu snk^włsncutn?


A: ?e, ñem ćewn ðu snk^włsncutn.

A: tam i qs ćewm ðu snk^włsncutn.



Q: ha ñem ćewntx^w ðu nšnsełx^w?

A:



Q: ha ñem ćewntx^w ðu sncu?cá?

A:



Q: ha ñem ćewntx^w ðu snčł?łłtn?

A:

ʔi sk^west _____

Practice 5. Draw a line from each word to a picture that matches. Use each picture one time only.



A snʔitštn

B sncuʔcá

C snk^włsncutn

D snaýéwtn

E ništúlex^w

F nšnsełx^w

G snčłʔiłntn


H x^wk^wunt

I čłʔax^wnt

J čłx^wk^wmintn

K čewnt

Lesson 25 (Household items)



Across

- 4. bathroom
- 7. kitchen
- 8. to vacuum
- 10. bedroom

Down

- 1. window
- 2. to sweep
- 3. to clean
- 5. basement
- 6. table
- 7. living room
- 9. wash











Lesson 26: Kalispel Animals 1

Vocabulary:

čʔúlix ^w	Whitetail deer
nłámqe	Black bear
smxeyčn	Grizzly Bear
sk ^w tismyéyčn	Cougar
sníneʔ	Owl
q ^w q ^w čwéyeʔ	Chipmunk
k ^w ék ^w íneʔ	Mouse
qépx ^w e	Nuts
sk ^w aʔlúlex ^w	Grass
spiʔqáłq	Berries

Sentences:


t stem u es ʔíłn łu _____?	What does a <u>animal</u> eat?
t <u>food</u> u es ʔíłn łu <u>animal</u> .	<u>food</u> is what a <u>animal</u> eats.
ha es ʔíłn t _____ łu _____?	Does <u>animal</u> eat <u>food</u> ?
unéʔ, es ʔíłn t _____.	Yes, he eats <u>food</u> .
ta, ta es ʔíłn łu t _____.	No, he don't eat <u>food</u> .

 <p>ć?úlix^w</p>	 <p>smᵾeyčn</p>	 <p>sk^wtismyéyčn</p>
 <p>sníne?</p>	 <p>q^wq^wćwéye?</p>	 <p>k^wék^wᵾne?</p>
 <p>nłámqe</p>	 <p>ćép^xw^e</p>	 <p>sk^wa?lúlex^w</p>
 <p>spi?qálq</p>		

ʔi sk^west _____

Practice 1. Answer the questions by telling what the animal shown in the picture eats.

Model:



Q: t stem u es ʔiɬn ɬu čʔúlix^w?

A: t sk^{wa}ʔlúlex^w u es ʔiɬn ɬu čʔúlix^w.



Q: t stem u es ʔiɬn ɬu smɣeyčn?

A:



Q: t stem u es ʔiɬn ɬu sk^{wt}tismyéyčn?

A:




Q: t stem u es ʔiɬn ɬu sníne??

A:




Q: t stem u es ʔiɬn ɬu q^wq^wč^we?

A:



Q: t stem u es ʔiɬn ɬu k^wék^wíne??

A:



Q: t stem u es ʔiɬn ɬu nɬamqe?

A:

ʔi sk^west _____

Practice 2. Answer the questions by answering the question of whether the animal shown in the picture eats the food shown.

Model:



Q: ha es ʔiɫn t s̥piqáɫq ɫu smɣeyčn?

A: une?, es ʔiɫn t s̥piqáɫq.

A: ta, ta es ʔiɫn ɫu t s̥piqáɫq.



Q: ha es ʔiɫn t sk^waʔlúlex^w ɫu čʔúlix^w?

A:



Q: ha es ʔiɫn t čʔúlix^w ɫu sk^wtismyéyčn?

A:



Q: ha es ʔiɫn t q^wq^wčwéye? ɫu sníne??

A:



Q: ha es ʔiɫn t q̣əp̣x^we ɫu q^wq^wčwéye?

A:



Q: ha es ʔiɫn t smɣeyčn ɫu ḳ^wék^wíne??

A:



Q: ha es ʔiɫn t s̥piʔqáɫq ɫu nɫámqe?

A:

?i sk^west _____


Practice 3. Draw a line from each word to a picture that matches. Use each picture one time only.

1



A sk^wa?lúlex^w

2



B q'ép^xwe

3



C smxeyčn

4




D spⁱ?qálq

5



E sníne?

6



F q^wq^wčwéye?

7



G k^wék^wtne?

8



H nłámqe

9




I sk^wtismyéyčn

10



J č?úlix^w

Lesson 26 (Animals 1)



Across

- 5. cougar
- 6. chipmunk
- 8. Black bear
- 9. nuts

Down

- 1. berries
- 2. Grizzly bear
- 3. mouse
- 4. owl
- 5. grass
- 7. Whitetail deer










Lesson 27: Kalispel Animals 2

Vocabulary:

íntenwéye?	Bat
sq ^w áq ^w ci	Rabbit
nçi?cn	Wolf
snčlep	Coyote
pqlqeyn	Bald eagle
mlqnups	Golden eagle
?iscč	Squirrel
slaqs	mosquito
ttáče?m	grasshopper


Sentences:








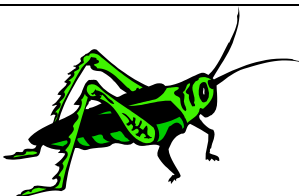
t stem u es ?iġn ħu _____?	What does a <u>animal</u> eat?
t <u>food</u> u es ?iġn ħu <u>animal</u> .	<u>food</u> is what a <u>animal</u> eats.
ha es ?iġn t _____ ħu _____?	Does a <u>animal</u> eat <u>food</u> ?
uné?, es ?iġn t _____.	Yes, he eats <u>food</u> .
ta, ta es ?iġn ħu t _____.	No, he don't eat <u>food</u> .

 <p>tn̓tenw̓éye?</p>	 <p>sq^wáq^w̓ci</p>	 <p>n̓ci?cn</p>
 <p>sn̓c̓lep</p>	 <p>pqlqeyn</p>	 <p>mlqnups</p>
 <p>?isc̓č</p>	 <p>slaqs</p>	 <p>tt̓áče?m</p>

ʔi sk^west _____

Practice 1. (Answer the questions by telling if the animal eats the food shown in the picture).


<p>Model:</p> 	<p>Q: t stem u es ʔiɬn ɬu ʔiscč.</p> <p>A: t ǵép̥xe u es ʔiɬn ɬu ʔiscč.</p>
---	---

	
Q: t stem u es ʔiɬn ɬu ɬntenwéye?	Q: t stem u es ʔiɬn ɬu sq ^w áq ^w či?
A:	A:
	
Q: t stem u es ʔiɬn ɬu nci?cn?	Q: t stem u es ʔiɬn ɬu snčlep?
A:	A:
	
Q: t stem u es ʔiɬn ɬu pqlqeyn?	Q: t stem u es ʔiɬn ɬu mlqnups?
A:	A:
	
Q: t stem u es ʔiɬn ɬu slaqs?	Q: t stem u es ʔiɬn ɬu tlače?m?
A:	

ʔi sk^west _____

Practice 2. (Answer the questions by telling if the animal eats the food shown in the picture).

Model:



Q: ha es ʔiɫn t ɪntenwéye? ʔu sq^wáq^wči?

A: une?, es ʔiɫn ʔu ɪntenwéye?

A: ta, ta es ʔiɫn ʔu ɪntenwéye?



Q: ha es ʔiɫn t slaqs ʔu ɪntenwéye??

A:




Q: ha es ʔiɫn t qép̄xe ʔu ʔiscč?

A:



Q: ha es ʔiɫn t ʔiscč ʔu nči?cn?

A:



Q: ha es ʔiɫn t nči?cn ʔu snčlep?

A:



Q: ha es ʔiɫn t sq^wáq^wči ʔu pqlqeyn ?

A:




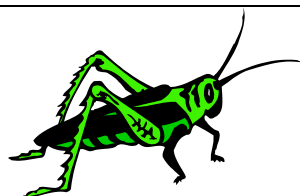
Q: ha es ʔiɫn t k^wék^wtne? ʔu mlqnups ?

A:



Q: ha es ʔiɫn t pqlqeyn ʔu slaqs ?



A:



Q: ha es ʔiɫn t sk^wa?lúlex^w ʔu ttače?m?

ʔi sk^west _____

Practice 3. Draw a line from each word to a picture that matches. Use each picture one time only.



A ʔntenwéye?

B ttáće?m

C pqlqeyn

D snčlep

E ʔiscč


F slaqs

G nči?cn

H mlqnups

I sq^wáq^wči

Lesson 27 (Animals 2)



Across

- 3. golden eagle
- 5. bat
- 6. wolf
- 7. coyote
- 8. squirrel

Down

- 1. mosquito
- 2. bald eagle
- 4. grasshopper
- 7. rabbit



Lesson 28: Family 3

Vocabulary:

sq ^w se?	Son
s ^l mc ^l ?elt	Daughter
nunúme?	Nephew/Niece (your sister' kids)
smamá?	Nephew/Niece (your brother's kids)
no ^x w ⁿ x ^w	Wife
s ^x élwi	Husband
síle?	Grandchild (daughter's kids) (for a male)
yayá?	Grandchild (daughter's kids) (for a female)
s ^x épe?	Grandchild (son's kids) (for a male)
qéne?	Grandchild (son's kids) (for a female)
túpye?	Great grandchildren

Sentences:

swe lu ?a(n) _____ sk ^w ests ?	What is your _____'s name?
<u>name</u> lu sk ^w ests lu ?i(n) <u>relation</u> .	<u>name</u> is my <u>relation</u> 's name.
s ^k w ⁿ šspentč lu ?a(n) <u>relation</u> ?	How old is your <u>relation</u> .
lu ?i(n) <u>relation</u> , years spentč.	My <u>relation</u> is <u>years</u> old.

 <p>Son</p> <p>sq^wse?</p>	 <p>Daughter</p> <p>s^ʔmc^ʔelt</p>	 <p>Nephew/Niece (sister's kids)</p> <p>nunúme?</p>
 <p>Nephew/Niece (brother's kids)</p> <p>smamá?</p>	 <p>Wife</p> <p>no^xw^wnx^w</p>	 <p>Husband</p> <p>sxélwi</p>
 <p>Grandchild (daughter's kids) (for a male)</p> <p>síle?</p>	 <p>Grandchild (daughter's kids) (for a female)</p> <p>yayá?</p>	 <p>Grandchild (son's kids) (for a male)</p> <p>sxépe?</p>
 <p>Grandchild (son's kids) (for a female)</p> <p>qéne?</p>	 <p>All Great-grandchildren</p> <p>túpye?</p>	

ʔi sk^west _____

Practice 1A. Please answer the questions by filling in your family. (Male Speaking)

swe ʔu ʔa <u>sxépe</u> sk ^w ests?	_____ ʔu ʔi <u>sxépe</u> .
swe ʔu ʔan <u>qéne?</u> sk ^w ests?	_____ ʔu ʔin <u>qéne?</u> .
swe ʔu ʔan nox ^w nx ^w sk ^w ests?	_____ ʔu ʔin nox ^w nx ^w
swe ʔu ʔa <u>smamá</u> sk ^w ests?	_____ ʔu ʔi <u>smamá?</u> .
swe ʔu ʔan <u>nunúme?</u> sk ^w ests?	_____ ʔu ʔin <u>nunúme?</u> .
swe ʔu ʔa <u>stmélis</u> sk ^w ests?	_____ ʔu ʔi <u>stmélis</u> .
sḵ ^w nšspentč ʔu ʔa <u>sxépe?</u> ?	ʔu ʔi <u>sxépe?</u> , _____ spentč.
sḵ ^w nšspentč ʔu ʔan <u>qéne?</u> ?	ʔu ʔin <u>qéne?</u> , _____ spentč.
sḵ ^w nšspentč ʔu ʔan <u>nox^wnx^w</u> ?	ʔu ʔin nox ^w nx ^w _____ spentč.
sḵ ^w nšspentč ʔu ʔa <u>smamá</u> ?	ʔu ʔi <u>smamá?</u> , _____ spentč.
sḵ ^w nšspentč ʔu ʔan <u>nunúme?</u> ?	ʔu ʔin <u>nunúme?</u> , _____ spentč.
sḵ ^w nšspentč ʔu ʔa <u>stmélis</u> ?	ʔu ʔi <u>stmélis</u> , _____ spentč.

ʔi sk^west _____

Practice 1B. Please answer the questions by filling in your family. (Female Speaking)

swe ʔu ʔa <u>síleʔ</u> sk ^w ests?	_____ ʔu ʔi <u>síleʔ</u> .
swe ʔu ʔan <u>yayáʔ</u> sk ^w ests?	_____ ʔu ʔin <u>yayáʔ</u> .
swe ʔu ʔa <u>sxélwi</u> sk ^w ests?	_____ ʔu ʔi <u>sxélwi</u> .
swe ʔu ʔa <u>smamáʔ</u> sk ^w ests?	_____ ʔu ʔi <u>smamáʔ</u> .
swe ʔu ʔan <u>nunúmeʔ</u> sk ^w ests?	_____ ʔu ʔin <u>nunúmeʔ</u> .
swe ʔu ʔa <u>stmélis</u> sk ^w ests?	_____ ʔu ʔi <u>stmélis</u> .
sk ^w nšspentč ʔu ʔa <u>síleʔ</u> ?	ʔu ʔi <u>síleʔ</u> , _____ spentč.
sk ^w nšspentč ʔu ʔan <u>yayáʔ</u> ?	ʔu ʔin <u>yayáʔ</u> , _____ spentč.
sk ^w nšspentč ʔu ʔa <u>sxélwi</u> ?	ʔu ʔin <u>sxélwi</u> , _____ spentč.
sk ^w nšspentč ʔu ʔa <u>smamáʔ</u> ?	ʔu ʔi <u>smamáʔ</u> , _____ spentč.
sk ^w nšspentč ʔu ʔan <u>nunúmeʔ</u> ?	ʔu ʔin <u>nunúmeʔ</u> , _____ spentč.
sk ^w nšspentč ʔu ʔa <u>stmélis</u> ?	ʔu ʔi <u>stmélis</u> , _____ spentč.

ʔi sk^west _____

Practice 2. Draw a line from each word to a picture that matches. Use each picture one time only.



A sq^wse?

B s^ʔtmč^ʔelt

C nunúme?

D smamá?

E nox^wnx^w

F sxélwi

G síle?


H yayá?

I sxépe?

J qéne?

K t^ʔúpye?

Lesson 28 (Family 3)



Across

2. husband
3. great grand children
4. daughter
6. grandchild (daughter's kids) (for a female)
8. nephew/niece (your sister's kids)
9. son

Down

1. grandchild (son's kids) (for a male)
4. nephew/niece (your brother's kids)
5. wife
7. grandchild (son's kids) (for a female)
10. grandchild (daughter's kids) (for a male)

Lesson 29: Past Actions

Vocabulary:


basic form	imperfective	English
x ^w ist	es x ^w ísti	to walk
áččx	es áččxi	to watch TV
q ^w aŋp	es q ^w aŋpmí	to drive
člip	es čłpmi	to hunt
čluk ^w	es čłuk ^w i	to get wood
nčalíp	es nčalpmí	to swim
qčméye?	es qčméye?i*	To fish
čmtéws	es čmtewsi	to ride a horse
t spiscéws	--	Yesterday
yetłx ^w ásqt	--	Today

Practice 1


stem łu as k ^w ulm t spiscéws ?	What did you do yesterday?
čn _____ łu t spiscéws.	Yesterday I <u>action</u> .
stem łu as k ^w ulm yetłx ^w ásqt ?	What did you do today?
čn _____ yetłx ^w ásqt.	Today I <u>action</u> .



es x^wísti



es áććxi



es q^waſpmí



es čmtew̄si



qáméyeʔi



es čłpmi



es čłúk^wi



es nčalpmí


?i sk^west _____

Practice 1. (Answer the question by telling what you did yesterday.)



Q: stem łu as k^wuľm t spisćeńs ?

A: čn _____ łu t spisćeńs.




Q: stem łu as k^wuľm t spisćeńs ?

A:




Q: stem łu as k^wuľm t spisćeńs ?

A:



Q: stem łu as k^wuľm t spisćeńs ?

A:



Q: stem łu as k^wuľm t spisćeńs ?

A:



Q: stem łu as k^wuľm t spisćeńs ?

A:



Q: stem łu as k^wuľm t spisćeńs ?

A:



Q: stem łu as k^wuľm t spisćeńs ?

A:


?i sk^west _____

Practice 2. (Answer the question by telling what you did today.)



Q: stem̃ ɬu as k^wul̃m yetɬx^wásq̃t ?

A: čn _____ yetɬx^wásq̃t.



Q: stem̃ ɬu as k^wul̃m yetɬx^wásq̃t ?

A:




Q: stem̃ ɬu as k^wul̃m yetɬx^wásq̃t ?

A:



Q: stem̃ ɬu as k^wul̃m yetɬx^wásq̃t ?

A:



Q: stem̃ ɬu as k^wul̃m yetɬx^wásq̃t ?

A:



Q: stem̃ ɬu as k^wul̃m yetɬx^wásq̃t ?

A:



Q: stem̃ ɬu as k^wul̃m yetɬx^wásq̃t ?

A:




Q: stem̃ ɬu as k^wul̃m yetɬx^wásq̃t ?

A:

?i sk^west _____

Practice 3. Draw a line from each word to a picture that matches. Use each picture one time only.



4 Yesterday



9 Today



A čmtew̃s

B es čłúk^wi

C es q̣^waʃpmí

D es čłpmí

E q̣m̃éye?

F t spisc̃éw̃s

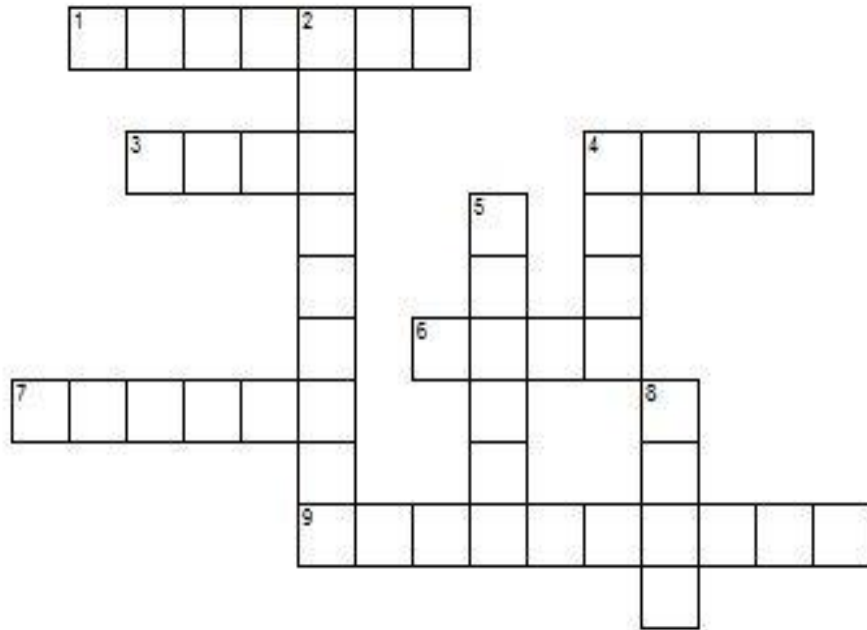
G es x^wísti

H es ñcalpmí

I es ácc̃xi

J yetłx^wásq̣t

Lesson 29 (Past Actions)



Across

1. to fish
3. to walk
4. to get wood
6. to drive
7. to ride a horse
9. yesterday

Down

2. today
4. to hunt
5. to swim
8. to watch tv

Lesson 30: Powwow Talk

Vocabulary:

esyapqéyñi?	Powwow
wenš	War Dance
sni?ni?pmncútn	Snake Dance
snx ^w almncútn	Chicken Dance
esníné?i	Owl Dance
šlšlčmncutn	Round Dance
pumín	Drum
sᵑmintn	Drum Stick
člqeyn	Head Dress
sñclawsqn	Roach

Sentences:

ha ñem k ^w x ^w uy č esyapqéyñi? ?	Will you be going to the powwow?
?e, ñem čn x ^w uy č esyapqéyñi?	Yes, I will be going to the powwow.
tam či qs x ^w úyi č esyapqéyñi?	I am not going to go to the powwow.
ha ñem k ^w wenš ?	Will you war dance?
?e, ñem čn wenš.	Yes, I will war dance.
tam či qs wénši.	I am not going to war dance.
t stem cčxéy u es wénši ?	What kind of war dance is this?
es _____.	This war dance is a _____.
ha k ^w ep(t) _____?	Do you have a _____?
?e, čn ep(t) _____.	Yes, I have a _____
ta čn ep(t) _____.	I don't have a _____.



esyapqéyñi?




wenš



sni?ni?pmncútn



snx^walmncútn



esníne?i



šlšlčmncutn



pumín



sᵖmintn




člqeyn




sñclawsqn

ʔi sk^west _____


Practice 1. Answer the questions by telling whether you are going to go to the place shown in the picture).





	<p>Q: t stem̓ ec̓xéy u es wénši?</p> <p>A: es sniʔniʔpmncútn.</p>
---	---

	
<p>Q: t stem̓ ec̓xéy u es wénši?</p>	<p>Q: t stem̓ ec̓xéy u es wénši?</p>
<p>A:</p>	<p>A:</p>
	
<p>Q: t stem̓ ec̓xéy u es wénši?</p>	<p>Q: t stem̓ ec̓xéy u es wénši?</p>
<p>A:</p>	<p>A:</p>

ʔi sk^west _____


Practice 2. (Answer the questions by telling whether you have what is in the picture).

	<p>Q: ha k^w epł <u>pumín</u> ?</p> <p>A: ʔe, čn epł <u>pumín</u>.</p> <p>A: ta čn epł <u>pumín</u>.</p>
---	--

	
<p>Q: ha k^w ep <u>spmintn</u>?</p> <p>A:</p>	<p>Q: ha k^w epł <u>člqeyn</u>?</p> <p>A:</p>
	
<p>Q: ha k^w ep <u>sñclawsqn</u>?</p> <p>A:</p>	<p>Q: ha k^w epł <u>pumín</u>?</p> <p>A:</p>

?i sk^west _____

Practice 3. Draw a line from each word to a picture that matches. Use each picture one time only.



esyapqéyñi?

wenš

sni?ni?pmncútn

snx^walmncútn

esníne?i

šlšlčmncutn

pumín


sṑmintn

člqeyn

sñclawšqn



Lesson 30 (Powwow Talk)



Across

- 5. owl dance
- 8. a head dress
- 9. chicken dance
- 10. a drum

Down

- 1. a roach
- 2. a drum stick
- 3. snake dance
- 4. round dance
- 6. powwow
- 7. war dance